

New Hampshire Department of Safety  
Division of Fire Standards and Training and Emergency Medical Services

# Firefighter I

## Practical Evaluation Package

Revised: Dec 2024

Aligned with:

NFPA 1001 Standard on Professional Qualifications for Firefighters, 2019 Edition  
Chapter 4 —Firefighter I



This package shall be provided to each student at the beginning of the program during orientation. Each practical skills proctor shall also be given this skills package. FOR PROGRAM USE ONLY

# Standards Alignment

Eval Sheet	Task Name	Standard Alignment
FFI-PE-1A	Respond-Supply-Enter-Attack-Rescue	4.3.1, 4.3.2, 4.3.4, 4.3.5, 4.3.8, 4.3.9, 4.3.10, 4.3.15
FFI-PE-1B	Respond-Supply-Enter-Attack-Rescue	4.2.4, 4.3.1, 4.3.2, 4.3.4, 4.3.8, 4.3.10, 4.3.15
FFI-PE-2A	Vent-Enter-Isolate-Search-Rescue	4.2.3, 4.3.1, 4.3.6, 4.3.9, 4.3.11
FFI-PE-2B	Vent-Enter-Isolate-Search-Rescue	4.2.3, 4.3.1, 4.3.6, 4.3.9
FFI-PE-3	Hoist a Tool	4.1.2, 4.3.12, 4.3.20
FFI-PE-4	Conserve Property	4.3.14
FFI-PE-5	Extinguish a Vehicle Fire	4.2.2, 4.3.1, 4.3.3, 4.3.7, 4.3.13, 4.3.16
FFI-PE-6	Clean and Inspect Equipment	4.5.1
FFI-PE-7	Operate Scene Lighting	4.3.17
FFI-PE-8	Inspect Hose	4.5.2
FFI-PE-9	Shut Off Utilities	4.3.18
FFI-PE-10	Monitor Air Quality	4.2.2, 4.3.21
FFI-PE-11	Combat a Ground Fire	4.3.19
FFI-PE-12	Conduct Vertical Ventilation	4.3.6, 4.3.12

JPR	1A	1B	2A	2B	3	4	5	6	7	8	9	10	11	12
4.1.2					•									
4.2.1	•	•												
4.2.2			•	•			•					•		
4.2.3														
4.2.4		•												
4.3.1	•	•	•	•			•							
4.3.2	•	•												
4.3.3							•							
4.3.4	•	•												
4.3.5	•													
4.3.6			•	•										•
4.3.7							•							
4.3.8	•	•												
4.3.9	•		•	•										
4.3.10	•	•												
4.3.11			•											
4.3.12					•									•
4.3.13							•							
4.3.14						•								
4.3.15	•	•												
4.3.16							•							
4.3.17									•					
4.3.18										•				
4.3.19													•	
4.3.20					•									
4.3.21												•		
4.5.1								•						
4.5.2										•				

# Practical Testing Specifications

**Station 1: FFI-PE-1A & B** Respond-Supply-Enter-Attack-Rescue (30 minutes)

**Station 2: FFI-PE-2A & B** Vent-Enter-Isolate-Search-Rescue (20 minutes)

**Note:** Candidates will be randomly assigned to the Alpha or Bravo positions. Candidates who perform the Bravo position for one station will perform the Alpha position in the other. Once complete at either station, candidates will not repeat the station in the alternate position.

**Station 3 and 4:** Randomly select one of the following skills for each station (two skills):

- **FFI-PE-5** Extinguish a Vehicle Fire (15 minutes)
- **FFI-PE-11** Combat a Ground Fire (15 minutes)
- **FFI-PE-12** Conduct Vertical Ventilation (15 minutes)

**Station 5 and 6:** Randomly select only two of the following skills for each station (four skills total):

- **FFI-PE-3** Hoist a Tool (5 minutes)
- **FFI-PE-4** Conserve Property (5 minutes)
- **FFI-PE-6** Clean and Inspect Equipment (untimed)
- **FFI-PE-7** Operate Scene Lighting (5 minutes)
- **FFI-PE-8** Inspect Hose (untimed)
- **FFI-PE-9** Shut Off Utilities (2 minutes)
- **FFI-PE-10** Monitor Air Quality (5 minutes)

One candidate should expect around 90 minutes of active testing. A class of 12 candidates should expect 4-hours testing. Skill selection may be limited due to logistical considerations such as weather or temperature.



<b>FFI-PE-1A</b>  <h1 style="font-size: 48px; margin: 0;">A</h1>  Firefighter I Practical Exam	<h2 style="margin: 0;">Respond-Supply-Enter-Attack-Rescue</h2>							
	NFPA 1010 (2024) 4.3.1, 4.3.2, 4.3.4, 4.3.5, 4.3.8, 4.3.9, 4.3.10, 4.3.15							
	<div style="border: 1px dashed black; width: 150px; height: 50px; margin: 0 auto;"> <p style="text-align: center; margin: 0;">Candidate Number</p> </div>	<b>Attempt</b> <span style="font-size: 24px;">① ②</span>						
	<table border="1" style="width: 100%;"> <tr> <td style="width: 50%; height: 20px;">Date</td> <td style="width: 50%;"></td> </tr> <tr> <td style="height: 20px;">Evaluator Initials</td> <td></td> </tr> <tr> <td style="height: 20px;">Time Elapsed</td> <td></td> </tr> <tr> <td style="text-align: center; font-size: 24px;">Pass</td> <td style="text-align: center; font-size: 24px;">Fail</td> </tr> </table>	Date		Evaluator Initials		Time Elapsed		Pass
Date								
Evaluator Initials								
Time Elapsed								
Pass	Fail							

**Instructions:** This station is designed to test your ability to work as a team to respond to a structure fire, establish a water supply, make entry, extinguish a fire, and perform firefighter rescue. You will begin this station by placing your SCBA into the seat mount. You will then mount the apparatus and fasten your seatbelt. Once the time starts you will need to follow the commands of your company officer. During this event, I will be your officer. You will have **20** minutes to complete this station. Do you have any questions?

	Reference	Meets Criteria
<b>Evaluator A: ► BEGIN time when BOTH candidates have fastened their seatbelts.</b>		
<b>Evaluator A "You are called for a reported structure fire. Mount the apparatus and don your SCBA"</b>		
1. ★ Mounts the apparatus and secures seat belt.	4.2.1, 4.3.2	
2. ★ Dons SCBA from the seat mount.	4.3.1	
<b>Evaluator A "We have arrived on scene. Bravo, dress that hydrant. Alpha, Advance a hose to that door."</b>		
3. Removes a pre-connect line and advances it to the door of the building.		
4. ★ Calls for hose line to be charged, bleeds air from the line, ensures adequate water flow.		
<b>Evaluator A "Force the door."</b>		
5. Coordinates with <i>Bravo</i> position to breach the door using hand tools in a safe and controlled manner without exposing self or others to harm.	4.3.4	
6. Controls door to limit ventilation.	4.3.4	
<b>Evaluator A "There is light smoke. Advance the line to the burn room."</b>		
7. ★ Dons facepiece and connects regulator, checks <i>Bravo</i> position's PPE.	4.3.1	
8. Advances charged line to the burn room.	4.3.10	
<b>Evaluator A "Advance the line to the center of the room and attack the fire."</b>		
9. Advances the nozzle to the designated point in the burn room.		
10. ★ Operates nozzle using an approved pattern in an approved manner for 30 seconds.	4.3.8	
<b>Evaluator B activates Bravo position's PASS alarm.</b>		
11. Locates the downed firefighter, notifies command, and drags them to the designated exit.	4.3.9	
12. Initiates a drag of the downed firefighter toward the exit.	4.3.5	

**Critical Criteria**

- Performed any action in a manner that exposed self, team, or bystanders to danger.
- Did not perform any critical steps (marked by ★ star).
- Did not complete the station within the allotted time.

12
9 needed

**FFI-PE-1A**

**Respond-Supply-Enter-Attack-Rescue**

NFPA 1010 (2024) 4.3.1, 4.3.2, 4.3.4, 4.3.5, 4.3.8, 4.3.9, 4.3.10, 4.3.15

**Evaluator Explanatory Material:**

- Candidate pulling a hose line must ensure the hose bed is empty before the line is charged.
- Candidates must initiate a drag of the downed firefighter toward the exit of the burn room. Candidate will not drag their partner more than 10 feet. Candidate will not drag their partner down stairs.
- Eye protection is required for forcible entry. Failure to protect the eyes is a dangerous action.

---

**Evaluator Comments:**

<b>FFI-PE-1A</b>  <b>B</b>  Firefighter I Practical Exam	<b>Respond-Supply-Enter-Attack-Rescue</b> NFPA 1010 (2024) 4.3.1, 4.3.2, 4.3.4, 4.3.8, 4.3.10, 4.3.15		Date
	Candidate Number	Evaluator Initials	Time Elapsed
		Attempt ① ②	

**Instructions:** This station is designed to test your ability to work as a team to respond to a structure fire, establish a water supply, make entry, extinguish a fire, and perform firefighter rescue. You will begin this station by placing your SCBA into the seat mount. You will then mount the apparatus and fasten your seatbelt. Once the time starts you will need to follow the commands of your company officer. During this event, I will be your officer. You will have **20** minutes to complete this station. Do you have any questions?

	Reference	Meets Criteria
<b>Evaluator A: ► BEGIN time when BOTH candidates have fastened their seatbelts.</b>		
<b>Evaluator A "You are called for a reported structure fire. Mount the apparatus and don your SCBA"</b>		
1. ★ Mounts the apparatus and secures seat belt.	6.2.1, 6.3.2	
2. ★ Dons SCBA from the seat mount.	6.3.1	
<b>Evaluator A "We have arrived on scene. Bravo, dress that hydrant. Alpha, Advance a hose to that door."</b>		
3. ★ Connect supply hose to hydrant and open hydrant fully in a safe manner.	6.3.15	
<b>Evaluator A "Force the door."</b>		
4. Coordinates with <i>Alpha</i> position to breach the door using hand tools in a safe and controlled manner without exposing self or others to harm.	6.3.4	
<b>Evaluator A "There is light smoke. Advance the line to the burn room."</b>		
5. ★ Dons facepiece and connects regulator, checks <i>Alpha</i> position's PPE.	6.3.1	
6. Advances charged line to the burn room.	6.3.10	
7. ★ Manages pinch points.	6.3.8, 6.3.10	
<b>Evaluator A "Advance the line to the center of the room and attack the fire."</b>		
8. Assists and stabilizes <i>Alpha</i> position.	6.3.10	
<b>Evaluator B advises Bravo position that they have 5 minutes of air remaining.</b>		
9. ★ Initiate an emergency radio call for assistance.	6.2.3	
<b>Evaluator B activates Bravo position's PASS alarm and advises Bravo to remain motionless.</b>		

**Critical Criteria**

- Performed any action in a manner that exposed self, team, or bystanders to danger.
- Did not perform any critical steps (marked by ★ star).
- Did not complete the station within the allotted time.

<b>9</b>
----------

6 needed

**FFI-PE-1B**

**Respond-Supply-Enter-Attack-Rescue**

NFPA 1010 (2024) 4.3.1, 4.3.2, 4.3.4, 4.3.8, 4.3.10, 4.3.15


**Evaluator Explanatory Material:**

- The hydrant should be a prop placed within 20 feet of the apparatus. Hydrant props do not need to be connected to water if weather freezing conditions would make excess water a slipping hazard.
- Eye protection is required for forcible entry. Failure to protect the eyes is a dangerous action.
- Candidates must call a MAYDAY.

---

**Evaluator Comments:**



<b>FFI-PE-2A</b>    Firefighter I Practical Exam	<b>Vent-Enter-Isolate-Search-Rescue</b> NFPA 1010 (2024) 4.2.3, 4.3.1, 4.3.6, 4.3.9, 4.3.11		Date
	<div style="border: 1px dashed black; padding: 20px; width: fit-content; margin: 0 auto;"> <b>Candidate Number</b> </div>	Evaluator Initials	Time Elapsed
		Attempt ① ②	<div style="display: flex; justify-content: space-between; width: 100%;"> <span style="border: 1px solid black; padding: 5px;">Pass</span> <span style="border: 1px solid black; padding: 5px;">Fail</span> </div>

**Instructions:** This station is designed to test your ability to work as a team to ventilate, enter, and search a room for victims. You will begin this station wearing your PPE and SCBA pack. Once the time starts you will need to follow the commands of your company officer. During this event, I will be your officer. You will have **15** minutes to complete this station. Do you have any questions?

	Reference	Meets Criteria
<b>Evaluator B "Take this ladder and position it on that window for rescue."</b>		
1. Retrieves and carries the designated ladder in a safe manner.	6.3.6	
2. ★ Checks for overhead obstructions before raising the ladder. (may be done by A or B)	6.3.6	
3. ★ Stabilizes ladder while it is being extended.	6.3.6	
4. Positions ladder to enter the indicated window.	6.3.9	
5. Verbalizes that pawls / dogs / locks are set. (may be done by A or B)	6.3.6	
<b>Evaluator B "Alpha, ventilate that window."</b>		
6. ★ Dons face piece and connects SCBA regulator.	6.3.1	
7. Ascends ladder with tool.	6.3.6	
8. ★ Locks into ladder using approved method.	6.3.6	
9. Simulates ventilating window using approved method.	6.3.11	
<b>Evaluator B "Alpha, search that room. Bravo, assist the rescue with the Thermal Imager (TIC)" Evaluator A: Ensure the candidate's vision is obscured.</b>		
10. ★ Sweep and sound the floor inside the window.		
11. ★ Enter and isolate the room.		
12. Conducts a left- or right-handed search.	6.3.9	
13. Communicates that a victim is found.	6.3.9	
14. ★ Coordinate extraction of the victim.	6.3.9	

Continued on the back →

<b>FFI-PE-2A</b>  <b>A</b>  Firefighter I Practical Exam	<b>Vent-Enter-Isolate-Search-Rescue</b> NFPA 1010 (2024) 4.2.3, 4.3.1, 4.3.6, 4.3.9, 4.3.11

← Continued from the front...

	Reference	Meets Criteria
<b>Evaluator A "Complete your search."</b>		
15. ★ Completes a full search of the room.	6.3.9	
16. Communicates the completion of a search.	6.2.2	
17. Descends ladder with tool.	6.3.6	
<b>Evaluator B "Take the ladder down and put it back on the apparatus."</b>		
18. Disconnects regulator, doffs facepiece.	6.3.1	
19. Moves ladder away from building.	6.3.6	
20. ★ Stabilizes ladder while being retracted.	6.3.6	
21. Returns ladder to the apparatus	6.3.6	

**Critical Criteria**

- Performed any action in a manner that exposed self, team, or bystanders to danger.
- Did not perform any critical steps (marked by ★ star).
- Did not complete the station within the allotted time.

21

15 needed

**Evaluator Explanatory Material**

- Victim manikin must weight no more than 165lbs and no less than 100lbs. Candidates must use good body mechanics and safe handling techniques at all times. Testing will be halted before any action is performed that may lead to an unsafe condition.
- Evaluator A will be positioned in the search room to evaluate the *Alpha* position during search and rescue. Evaluator B will remain on the ground to evaluate placing the ladder, ventilation, and the *Bravo* position's management of the victim.
- Vision may be obscured using a facepiece device or with the use of simulated smoke. Any obscuring device must be tested on the candidate's facepiece before starting the station.

**Evaluator Comments:**

<b>FFI-PE-2B</b>  <b>B</b>  Firefighter I Practical Exam	<b>Vent-Enter-Isolate-Search-Rescue</b> NFPA 1010 (2024) 4.2.3, 4.3.1, 4.3.6, 4.3.9		Date
	<div style="border: 1px dashed black; padding: 10px; text-align: center;"> <b>Candidate Number</b> </div>	<b>Attempt</b> ① ②	Evaluator Initials
			Time Elapsed
			<div style="display: inline-block; border: 1px solid black; padding: 5px;">Pass</div> <div style="display: inline-block; border: 1px solid black; padding: 5px; margin-left: 10px;">Fail</div>

**Instructions:** This station is designed to test your ability to work as a team to ventilate, enter, and search a room for victims. You will begin this station wearing your PPE and SCBA pack. Once the time starts you will need to follow the commands of your company officer. During this event, I will be your officer. You will have **15** minutes to complete this station. Do you have any questions?

	Reference	Meets Criteria
<b>Evaluator B "Take this ladder and position it on that window for rescue."</b>		
1. Retrieves and carries the designated ladder in a safe manner.	6.3.6	
2. ★ Checks for overhead obstructions before raising the ladder. (may be done by A or B)	6.3.6	
3. ★ Extends the ladder.	6.3.6	
4. Verbalizes that pawls / dogs / locks are set. (may be done by A or B)	6.3.6	
<b>Evaluator B "Alpha, ventilate that window."</b>		
5. ★ Stabilizes the ladder	6.3.6	
<b>Evaluator B "Alpha, search that room. Bravo, assist the rescue with the Thermal Imager (TIC)"</b>		
6. ★ Dons face piece and connects SCBA regulator.	6.3.1	
7. Ascend the ladder with a TIC	6.3.6	
8. Monitor conditions and search progress, communicate with partner to locate the victim.	6.3.9	
9. ★ Coordinate extraction of the victim.	6.3.9	
10. Receives the victim and descends the ladder in a safe manner.	6.3.9	
11. Pass off the victim to medical personnel.	6.3.9	

Continued on the back →

<b>FFI-PE-2A</b>  <b>B</b>  Firefighter I Practical Exam	<b>Vent-Enter-Isolate-Search-Rescue</b> NFPA 1010 (2024) 4.2.3, 4.3.1, 4.3.6, 4.3.9

← Continued from the front...

	Reference	Meets Criteria
<b>Evaluator B "Stabilize the ladder."</b>		
12. Disconnects regulator, doffs facepiece.	6.3.1	
13. ★ Stabilizes the ladder	6.3.6	
<b>Evaluator B "Take the ladder down and put it back on the apparatus."</b>		
14. Moves ladder away from building.	6.3.6	
15. ★ Retracts ladder in an appropriate manner.	6.3.6	
16. Returns ladder to the apparatus	6.3.6	

**Critical Criteria**

- Performed any action in a manner that exposed self, team, or bystanders to danger.
- Ascended the ladder before connecting to air.
- Did not perform any critical steps (marked by ★ star).
- Did not complete the station within the allotted time.

16
----

12 needed

**Evaluator Explanatory Material**

- Victim manikin must weight no more than 165lbs and no less than 100lbs. Candidates must use good body mechanics and safe handling techniques at all times. Testing will be halted before any action is performed that may lead to an unsafe condition.
- Evaluator A will be positioned in the search room to evaluate the *Alpha* position during search and rescue. Evaluator B will remain on the ground to evaluate placing the ladder, ventilation, and the *Bravo* position's management of the victim.
- If the candidate attempts to bring a tool up the ladder, the evaluator (officer) may remind the candidate once that they are expecting a victim rescue.
- Vision may be obscured using a facepiece device or with the use of simulated smoke.

**Evaluator Comments:**

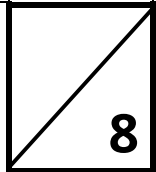
<b>FFI-PE-3</b>  Firefighter I Practical Exam	<b>Hoist a Tool</b> NFPA 1010 (2024) 4.1.2, 4.3.12, 4.3.20	Date	
	Candidate Number	Evaluator Initials	
		Time Elapsed	
	Attempt ① ②	<table border="1"> <tr> <td style="font-size: 2em;">Pass</td> <td style="font-size: 2em;">Fail</td> </tr> </table>	Pass
Pass	Fail		

**Instructions:** This station is designed to test your ability to prepare a tool for hoisting. You will begin this station wearing a helmet and gloves. Once the time starts you will need to follow the commands of your company officer. During this event, I will be your officer. I will designate which tool you will rig for hoisting. You may use any appropriate knot to rig the equipment. You will have **5** minutes to complete this station. Do you have any questions?

	Reference	Meets Criteria
<b>Evaluator: "Tie the rope bag off to this railing."</b>		
1. ★ Secures the working end of the rope around the railing using a hitch or knot.	6.3.20	
<b>Evaluator: "Prepare that tool for hoisting."</b>		
2. ★ Yells "Rope" and tosses rope bag toward the tool.	6.1.2	
3. ★ Uses midline loops to secure tool: - Tool must be secured in at least two places - Knots must be tied correctly - Slack must be removed	6.3.20	
4. Announces that the tool is ready to be hoisted.	6.1.2	
<b>Evaluator lifts the tool from the ground using the standing end of the rope.</b>		
5. ★ Tool is oriented appropriately and remains secured.	6.3.12	
<b>Evaluator: ■ STOP time when the tool is determined to be secured.          Evaluator: "Return the tool and the rope to a ready state."</b>		
6. Untie the tool.	6.3.20	
7. ★ Packs rope back into the bag appropriately.	6.3.20	
8. Ties an end-of-line knot in the working end of the rope.	6.3.20	

**Critical Criteria**

- Performed any action in a manner that exposed self, team, or bystanders to danger.
- Did not perform any critical steps (marked by ★ star).
- Did not complete the station within the allotted time.



6 needed

**FFI-PE-3****Hoist a Tool**

NFPA 1010 (2024) 4.1.2, 4.3.12, 4.3.20

**Evaluator Explanatory Material:**

- This station requires:
  - A rope in a rope bag.
  - A fixed point to tie the working end around (e.g. a railing, a hand-hold, etc.)
  - At least one and no more than three tools (i.e. a flat-head axe, a Halligan or pike pole, or a power saw).
- The tool to be hoisted must be at least five feet from the starting point of the station.
- Candidates must be able to name the knot they used when asked. Evaluators must be able to determine that the knot is tied correctly. If there is any question, the exam coordinator must be notified.

---

**Evaluator Comments:**

---


<b>FFI-PE-4</b>  Firefighter I Practical Exam	<b>Conserve Property</b> NFPA 1010 (2024) 4.3.14	Date
	<div style="border: 1px dashed black; padding: 10px; text-align: center;"> <b>Candidate Number</b> </div>	Evaluator Initials
		Time Elapsed
	<b>Attempt</b> ① ②	<div style="display: flex; justify-content: space-around;"> <span style="border: 1px solid black; padding: 5px;">Pass</span> <span style="border: 1px solid black; padding: 5px;">Fail</span> </div>

**Instructions:** This station is designed to test your ability to properly deploy a salvage cover in order to protect property from damage during suppression. You will begin this station wearing a helmet and gloves. Once the time starts you will need to follow the commands of your company officer. During this event, I will be your officer. You will have **5** minutes to complete this station. Do you have any questions?

	Reference	Meets Criteria
<b>Evaluator: "Deploy a salvage cover to protect property from damage."</b>		
1. ★ Consolidates items to be salvaged.	6.3.14	
2. ★ Deploys a salvage cover such that the items are covered completely.	6.3.14	
3. Tucks salvage cover ends under the items to be salvaged.	6.3.14	
<b>Evaluator: ■ STOP time when the candidate has completed the task.</b>		
<b>Evaluator: "Return the salvage cover to a ready state."</b>		
<b>Evaluator will assist the candidate in folding the salvage cover.</b>		
4. Folds salvage cover appropriately.	6.3.14	

**Critical Criteria**

- Performed any action in a manner that exposed self, team, or bystanders to danger.
- Did not perform any critical steps (marked by ★ star).
- Did not complete the station within the allotted time.



3 needed

**FFI-PE-4**

## **Conserve Property**

NFPA 1010 (2024) 4.3.14

**Evaluator Explanatory Material:**

- This station requires:
  - Simulated property (e.g. tables, chairs, boxes, etc.)
  - A salvage cover.
- Simulated property must be no more than four and no less than three items that when grouped, do not exceed 4 ft x 4 ft x 4 ft in cubic space. Items will be spread in an area not greater than 10 ft x 10 ft.

---

**Evaluator Comments:**

---



<b>FFI-PE-5</b>  Firefighter I Practical Exam	<b>Extinguish a Vehicle Fire</b> NFPA 1010 (2024) 4.2.2, 4.3.1, 4.3.3, 4.3.7, 4.3.13, 4.3.16	Date
	<b>Candidate Number</b>	Evaluator Initials
		Time Elapsed
	<b>Attempt</b> ① ②	<b>Pass</b>

**Instructions:** This station is designed to test your ability to extinguish an incipient stage vehicle compartment fire with a portable extinguisher. You will begin this station standing next to the stack of traffic cones wearing your PPE. Once the time starts you will need to follow the commands of your company officer. During this event, I will be your officer. The timed portion of the station will start when you don your facepiece and attach your regulator. You will have **5** minutes to complete this station. Do you have any questions?

	Reference	Meets Criteria
<b>Evaluator "Are there any scene threat?"</b>		
1. Identify fuel spills, if present.	4.3.7	
<b>Evaluator "Grab an extinguisher and put out the fire in the driver's seat." Evaluator: ► BEGIN time when regulator is attached.</b>		
2. Selects an appropriate portable extinguisher.	4.3.16	
3. ★ Approaches the driver's compartment, applies the PASS technique to extinguish the fire.	4.3.16	
4. Retreat back to the traffic cones, facing the vehicle.	4.3.16	
<b>Evaluator "Check the vehicle for hidden fires."</b>		
5. ★ Exposes hidden fires by opening all automobile compartments.	4.3.7, 4.3.13	
6. Reports when task is complete.	4.2.2	
<b>Evaluator "Deploy cones to direct traffic away from the apparatus."</b>		
7. Removes regulator and facepiece.	4.3.1	
8. ★ Establishes a protected work area using the traffic cones.	4.3.3	
9. Reports when task is complete.	4.2.2	
<b>Evaluator: ■ STOP time when overhaul is complete. Evaluator "Return all equipment to a ready state."</b>		
10. Collects cones.	4.3.3	

**Critical Criteria**

- Performed any action in a manner that exposed self, team, or bystanders to danger.
- Did not perform any critical steps (marked by ★ star).
- Did not complete the station within the allotted time.

10

7 needed

**FFI-PE-5****Extinguish a Vehicle Fire**

NFPA 1010 (2024) 4.2.2, 4.3.1, 4.3.3, 4.3.7, 4.3.13, 4.3.16

**Evaluator Explanatory Material:**

- The intent of this station is to test the candidate's ability to select and use an appropriate portable extinguisher, to establish a safe working area, and to perform the steps of vehicle overhaul. This station is not meant to replicate the suppression of a fully involved vehicle fire.
- This station requires:
  - Traffic cones.
  - A prop ABC extinguisher that indicates successful application (may be a charged APW or electronic system)
  - A vehicle prop.
  - An indication of roadway area and direction of traffic flow.
- The candidate may be reminded to come off air before setting up cones.
- Traffic cones must be placed to direct the traffic flow away from the work area. Cones should be placed upstream from the incident in accordance with Traffic Incident Management principles.

---

**Evaluator Comments:**

---

<b>FFI-PE-6</b>  Firefighter I Practical Exam	<b>Clean and Inspect Equipment</b> NFPA 1010 (2024) 4.5.1		Date
	Candidate Number	Attempt ① ②	Evaluator Initials
			Time Elapsed
			Pass

**Instructions:** This station is designed to test your ability to clean and check firefighting tools and equipment. Once the time starts you will need to follow the commands of your company officer. During this event, I will be your officer. You will begin this station gloves. You will draw one card and perform the appropriate inspections and maintenance based on the card. This is an administrative task with no scored time limit. Do you have any questions?

**Evaluator: Have the candidate select one of the following cards:**

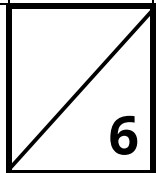
- Ladder
- Ventilation equipment
- SCBA
- Rope
- Salvage equipment
- Hand tool

**Evaluator: ► BEGIN time when candidate begins their inspection.**

	Reference	Meets Criteria
1. Identified the item on the card.	4.5.1	
2. Physically checks the components of the selected item.	4.5.1	
3. Completes all inspection steps listed.	4.5.1	
<b>Evaluator "Clean the item."</b>		
4. Uses cleaning supplies and tools according to established guidelines.	4.5.1	
<b>Evaluator "Return the item to service."</b>		
5. Records maintenance and cleaning on the provided form.	4.5.1	
6. ★ Places the item in a ready state or reports otherwise.	4.5.1	

**Critical Criteria**

- Performed any action in a manner that exposed self, team, or bystanders to danger.
- Did not perform any critical steps (marked by ★ star).
- Did not complete the station within the allotted time.



4 needed

**FFI-PE-6**

## **Clean and Inspect Equipment**

NFPA 1010 (2024) 4.5.1

**Evaluator Explanatory Material:**

- This station requires:
  - One of each piece of equipment listed.
  - Inspection checklists for each piece of equipment.
  - Inspection tags or forms.

---

**Evaluator Comments:**

---

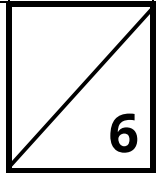
<b>FFI-PE-7</b>  Firefighter I Practical Exam	<b>Operate Scene Lighting</b> NFPA 1010 (2024) 4.3.13		Date
	<div style="border: 1px dashed black; padding: 10px; text-align: center;"> <b>Candidate Number</b> </div>	<b>Attempt</b> ① ②	Evaluator Initials
			Time Elapsed
			<div style="display: inline-block; border: 1px solid black; padding: 5px; margin-right: 5px;">Pass</div> <div style="display: inline-block; border: 1px solid black; padding: 5px;">Fail</div>

**Instructions:** This station is designed to test your ability to support fireground operations by setting up and operate scene lighting equipment. Once the time starts you will need to follow the commands of your company officer. During this event, I will be your officer. You will begin this station wearing your PPE. Once the time starts you will need to set up lights, connect them to power, and illuminate an area. You will have **5** minutes to complete this station. Do you have any questions?

	Reference	Meets Criteria
<b>Evaluator "Put light on that area/item."</b>		
1. Sets up the light according to equipment specifications.	4.3.13	
2. Makes power source ready.	4.3.13	
3. Stretches power cords to prevent tripping hazards.	4.3.13	
4. Turns on lights according to equipment specifications.	4.3.13	
5. Positions lighting for best effect.	4.3.13	
<b>Evaluator: Trip the GFI on the power source.</b>		
<b>Evaluator "Reset the fault."</b>		
6. ★ Resets GFI.	4.3.13	

**Critical Criteria**

- Performed any action in a manner that exposed self, team, or bystanders to danger.
- Did not perform any critical steps (marked by ★ star).
- Did not complete the station within the allotted time.



4 needed

**FFI-PE-7**

## **Operate Scene Lighting**

NFPA 1010 (2024) 4.3.13

**Evaluator Explanatory Material:**

- This station requires:
  - Scene lighting equipment.
  - Power supply with a GFI breaker.
- The evaluator must clearly identify the area to be illuminated.

---

**Evaluator Comments:**

---

<b>FFI-PE-8</b>  Firefighter I Practical Exam	<b>Inspect Hose</b> NFPA 1010 (2024) 4.5.2		Date
	<div style="border: 1px dashed black; padding: 10px; text-align: center;"> <b>Candidate Number</b> </div>	<b>Attempt</b> ① ②	Evaluator Initials
			Time Elapsed
			<div style="display: flex; justify-content: space-around;"> <span style="border: 1px solid black; padding: 5px;">Pass</span> <span style="border: 1px solid black; padding: 5px;">Fail</span> </div>

**Instructions:** This station is designed to test your ability to clean, inspect, recognize damage, and return a fire hose to service. Once the time starts you will need to follow the commands of your company officer. During this event, I will be your officer. You will begin this station wearing gloves. Once the time starts you will use an inspection checklist to complete all tasks on a section of hose. You will store the hose appropriately when complete. This is an administrative task with no scored time limit. Do you have any questions?

Reference      Meets  
Criteria

**Evaluator: Provide candidate with inspection checklist.  
Evaluator "You may begin."**

	Reference	Meets Criteria
1. Lays out the hose on a clean surface.	4.5.2	
2. Rinses and scrubs both sides of the hose.	4.5.2	
3. Physically checks the inspectable components of both hoses.	4.5.2	
4. Completes all inspection steps listed.	4.5.2	
5. Identifies and documents damage.	4.5.2	
6. ★ Tags the damaged hose.	4.5.2	

**Evaluator "Roll the hose to store it."**

7. ★ Performs an out-of-service hose roll.	4.5.2	
--	-------	--

**Critical Criteria**

- Performed any action in a manner that exposed self, team, or bystanders to danger.
- Did not perform any critical steps (marked by ★ star).

7

5 needed

**FFI-PE-8**

## **Inspect Hose**

NFPA 1010 (2024) 4.5.2

**Evaluator Explanatory Material:**

- This station requires the following equipment and should not be selected if the equipment is unavailable or logistically infeasible:
  - Inspection checklist/out-of-service tag
  - Bucket of water
  - Scrub brush
- When complete, the out-of-service hose roll must have the female coupling positioned at the center of the roll.

---

**Evaluator Comments:**

---



<b>FFI-PE-9</b>       Firefighter I Practical Exam	<b>Shut Off Utilities</b> NFPA 1010 (2024) 4.3.18		Date	
	Candidate Number	Attempt ① ②	Evaluator Initials	
			Time Elapsed	
			<table border="1"> <tr> <td style="width: 50px; height: 30px;">Pass</td> <td style="width: 50px; height: 30px;">Fail</td> </tr> </table>	Pass
Pass	Fail			

**Instructions:** This station is designed to test your ability to safely shut off building utilities. Once the time starts you will need to follow the commands of your company officer. During this event, I will be your officer. You will begin this station wearing your PPE. Once the time starts you will need to safely operate utility control devices. You will have **2** minutes to complete this station. Do you have any questions?

	Reference	Meets Criteria
<b>Evaluator "Turn off the power and gas."</b>		
1. Assesses for related hazards.	4.3.18	
2. Identifies utility control devices.	4.3.18	
3. ★ Operates control valves or switches.	4.3.18	
4. Reports when assignment is safely completed.	4.3.18	

**Critical Criteria**

- Performed any action in a manner that exposed self, team, or bystanders to danger.
- Did not perform any critical steps (marked by ★ star).
- Did not complete the station within the allotted time.
- Did not turn of both power and gas.

<div style="font-size: 2em; font-weight: bold;">4</div>
---

3 needed

**FFI-PE-9**

## **Shut Off Utilities**

NFPA 1010 (2024) 4.3.18

**Evaluator Explanatory Material:**

- This station requires:
  - A building utility control prop.
  - A gas valve wrench.
- Assessment for hazards related to shutting of building utilities may be verbalized.

---

**Evaluator Comments:**

---

<b>FFI-PE-10</b>  Firefighter I Practical Exam	<b>Monitor Air Quality</b> NFPA 1010 (2024) 4.3.21		Date
	Candidate Number	Attempt ① ②	Evaluator Initials
			Time Elapsed
			<span style="font-size: 2em; border: 1px solid black; padding: 2px;">Pass</span> <span style="font-size: 2em; border: 1px solid black; padding: 2px; margin-left: 20px;">Fail</span>

**Instructions:** This station is designed to test your ability to use an air monitoring device to detect dangerous air quality conditions. Once the time starts you will need to follow the commands of your company officer. During this event, I will be your officer. You will begin this station wearing your PPE and SCBA without your mask on. Once the time starts you will need to safely enter the building to check the air quality. You will have **5** minutes to complete this station. Do you have any questions?

	Reference	Meets Criteria
<b>Evaluator "You are responding for a carbon monoxide alarm. Check the building's air quality."</b>		
1. Turns on air monitor.	4.3.21	
2. ★ Allows for the proper calibration the air monitor.	4.3.21	
3. Ensures all reading are within normal limits.	4.3.21	
4. ★ Dons facepiece and regulator.	4.3.21	
<b>Evaluator: Give the candidate an alarm.</b>		
5. Reacts to the alarms of the air monitor.	4.3.21	
6. ★ Reports alarm findings to command.	4.2.2, 4.3.21	
7. Retreats from the building.	4.3.21	

**Critical Criteria**

- Performed any action in a manner that exposed self, team, or bystanders to danger.
- Did not perform any critical steps (marked by ★ star).
- Did not complete the station within the allotted time.
- Did not calibrate the monitor before entering the building.

7

5 needed

**FFI-PE-10**

## **Monitor Air Quality**

NFPA 1010 (2024) 4.3.21

**Evaluator Explanatory Material:**

- This station requires:
  - An air monitor prop and the ability to induce or otherwise signify an alarm.

---

**Evaluator Comments:**

---

<b>FFI-PE-11</b>       Firefighter I Practical Exam	<b>Combat a Ground Fire</b> NFPA 1010 (2024) 4.3.19		Date
	Candidate Number	Attempt ① ②	Evaluator Initials
			Time Elapsed
			Pass

**Instructions:** This station is designed to test your ability to combat a ground cover fire. Once the time starts you will need to follow the commands of your company officer. During this event, I will be your officer. You will begin this station wearing PPE and with a proper tool. Once the time starts you will need to size up the scene, perform basic wildland firefighting, and maintain safety. You will have **15** minutes to complete this station. Do you have any questions?

	Reference	Meets Criteria
<b>Evaluator: Indicate the location and extent of the fire.</b> <b>Evaluator "Size-up the scene and report the threats."</b>		
1. Determines exposure threats based on fire spread potential.	4.3.19	
2. Reports threats to property, if present.	4.3.19	
3. ★ Recognizes threats to personal safety.	4.3.19	
4. Protects exposures.	4.3.19	
<b>Evaluator "Continue digging a scratch line here."</b>		
5. Maintains integrity of established fire lines.	4.3.19	
6. ★ Constructs a fire line.	4.3.19	
7. Extinguishes ground cover fires using water or hand tools.	4.3.19	
<b>Evaluator "The fire is getting out of control. It has become unsafe."</b>		
8. ★ Retreat is quickly accomplished if warranted.	4.3.19	
9. Reports retreat or that assignment is completed.	4.3.19	

**Critical Criteria**

- Performed any action in a manner that exposed self, team, or bystanders to danger.
- Did not perform any critical steps (marked by ★ star).
- Did not complete the station within the allotted time.

<div style="font-size: 2em; font-weight: bold;">9</div> <p>6 needed</p>
---

**FFI-PE-11**

## **Combat a Ground Fire**

NFPA 1010 (2024) 4.3.19

**Evaluator Explanatory Material:**

- This station requires:
  - Common forestry hand tools.
- The station must be setup to indicate the location and extent of the fire. This may include traffic cones or other physical indicators, or a visual aid depicting a fire and a verbal indication of location.
- Candidates will be awarded a point if there are no threats to property present.
- Candidates may verbalize threats to personal safety and protection of exposures.

---

**Evaluator Comments:**

---

<b>FFI-PE-12</b>  Firefighter I Practical Exam	<b>Conduct Vertical Ventilation</b> NFPA 1010 (2024) 4.3.6, 4.3.12		Date
	<div style="border: 1px dashed black; padding: 20px; width: fit-content; margin: 0 auto;"> <b>Candidate Number</b> </div>	<b>Attempt</b> ① ②	Evaluator Initials
			Time Elapsed
	<div style="display: flex; justify-content: space-around; width: 100%;"> <span style="border: 1px solid black; padding: 5px 15px;">Pass</span> <span style="border: 1px solid black; padding: 5px 15px;">Fail</span> </div>		

**Instructions:** This station is designed to test your ability to remove products of combustion from a building by making an opening in a roof. Once the time starts you will need to follow the commands of your company officer. During this event, I will be your officer. You will begin this station wearing your PPE and SCBA. A ground ladder will be positioned and secured for you. Time will start once you connect your regulator. You will have **15** minutes to complete this station. Do you have any questions?

	Reference	Meets Criteria
<b>Evaluator: "Deploy a roof ladder to ventilate that roof."</b>		
1. ★ Deploys a roof ladder on a pitched roof while secured to the ground ladder.	4.3.12	
<b>Evaluator "Descend the ladder, move to the roof ventilation prop, and select tools to ventilate the roof."</b>		
2. Transports ventilation tools and equipment to the base of the ladder.	4.3.12	
3. ★ Sounds the roof for integrity.	4.3.12	
<b>Evaluator "Make an opening here." Evaluator will assist and stabilize the candidate as needed while using cutting tools and equipment.</b>		
4. ★ Cuts roofing materials to create a specified opening without compromising structure.	4.3.12	
5. Clears the opening with hand tools so that ventilation barriers are removed.	4.3.12	
<b>Evaluator "Ventilation, successful. Return to the ground ladder and remove the roof ladder."</b>		
6. Ascends ground ladder.	4.3.6	
7. ★ Removes the roof ladder and descends while maintaining control of equipment.	4.3.12	

**Critical Criteria**

- Performed any action in a manner that exposed self, team, or bystanders to danger.
- Did not perform any critical steps (marked by ★ star).
- Did not complete the station within the allotted time.

7

5 needed

**FFI-PE-12****Conduct Vertical Ventilation**

NFPA 1010 (2024) 4.3.6, 4.3.12

**Evaluator Explanatory Material:**

- The intent of this station is to test the candidate's ability to place a roof ladder and use cutting tools to make an opening in a roof. This station is not meant to replicate all aspects of structure fire suppression.
- This station requires:
  - A roof ventilation prop.
  - A building with a pitched roof.
  - An extension ladder, in place before candidates begin.
  - A roof ladder.
  - At least one powered cutting tool.
  - At least one hand tool.
- The extension ladder will be properly placed during station setup and will remain placed for all testing evolutions. Evaluators will verify the placement of the ladder between evolutions.

---

**Evaluator Comments:**

---